

GETTING READY FOR KINDERGARTEN!

Parents and Future Kindergarteners,


We are so excited that you will be coming to school at Elk Meadows Elementary. We are going to have so much fun together! School is great and you will learn how to count, read, and write!

This is a packet to help you be better prepared for Kindergarten. Inside you will find: a checklist of readiness skills, letter "path of motion" page, name practice page, flash cards, and activity pages.

We can't wait to see you at
Beginning of the Year Testing!

Sincerely,

Elk Meadows Elementary
Kindergarten Teachers



BEGINNING OF THE YEAR CHECK LIST:

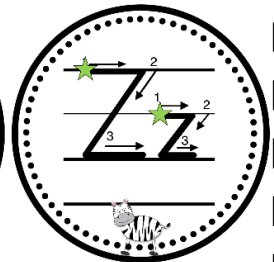
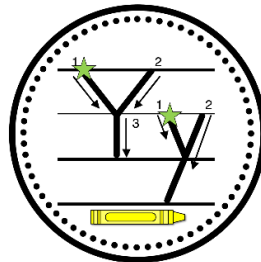
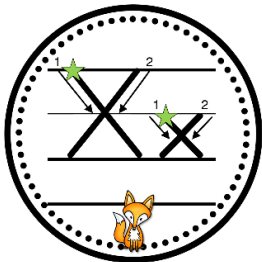
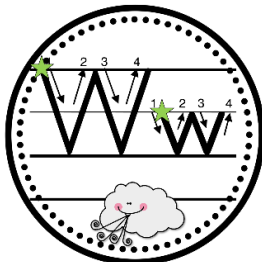
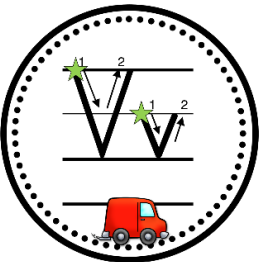
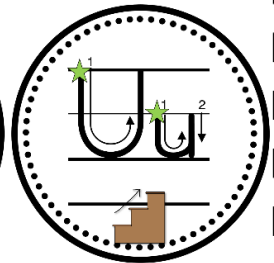
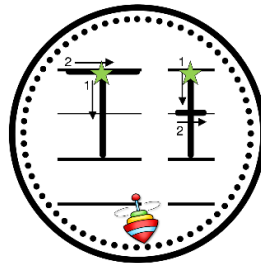



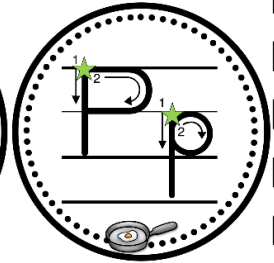
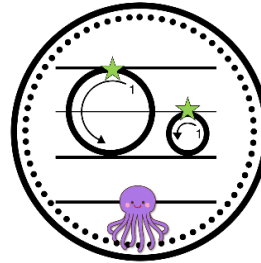
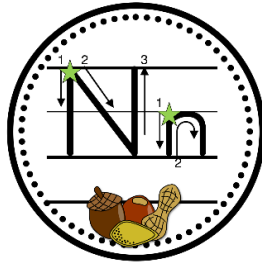

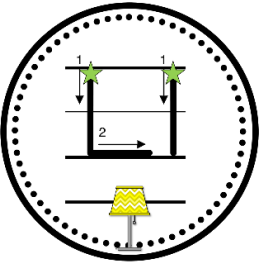
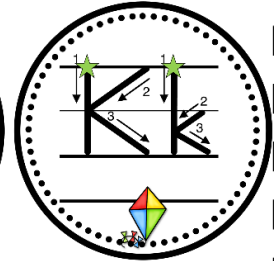
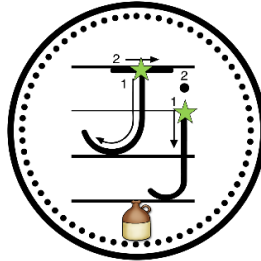
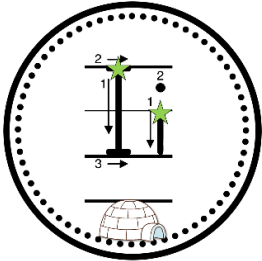
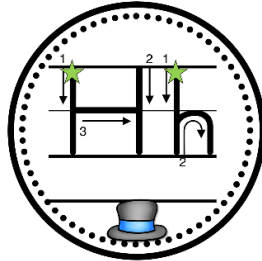

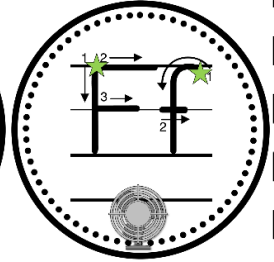
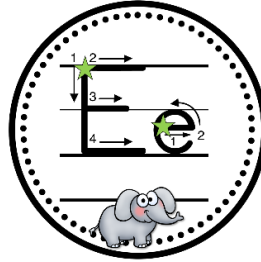



Here is a list of items that your child should be able to do before starting kindergarten:

- Zip their jacket
- Tie their shoes
- Use bathroom independently (close door, wipe, button/zip their pants, wash hands)
- Wash hands correctly
- Write at least their first name (1st letter uppercase and the rest lowercase)
- Name at 12 (or more) upper case alphabet letters.
- Name at 12 (or more) lower case alphabet letters.
- Name at 6 (or more) sounds the alphabet letters make.
- Count from 0-20 (or higher).
- Recognize and write numbers 0-5.
- Count at least 5 objects.
- Name the four basic shapes: Circle, Square, Triangle, Rectangle
- Identify the colors: White, Black, Brown, Red, Yellow, Blue, Green, Orange, Purple, Pink.
- Hold a pencil correctly.
- Hold scissors correctly (thumb up).

Dear Parents,

Alphabet Path of Motion

As the students practice their letter formations at home, it is important that they practice using the correct "path of motion" for that particular letter. Listed below is the recommended "path of motion" for upper and lower case letters. By practicing the letters correctly and consistently, your child will develop the muscle memory needed to efficiently write.



NAME PRACTICE PAGE!

Write your child's name on the first line below. Have them practice writing their name on the rest of the lines. See if they can do it on their own. Make sure the first letter is uppercase and the rest lowercase. If you put this paper in a page protector, you can use a dry eraser marker.

FLASH CARDS!

A

B

C

D

E

F

G

H

I

J

K

L

FLASH CARDS!

M

N

O

P

Q

R

S

T

U

V

W

X

FLASH CARDS!

Y

Z

a

b

c

d

e

f

g

h

i

j

FLASH CARDS!

k

l

m

n

o

p

q

r

s

t

u

v

FLASH CARDS!

w

x

y

z

FLASH CARDS!

0

1

2

3

4

5

6

7

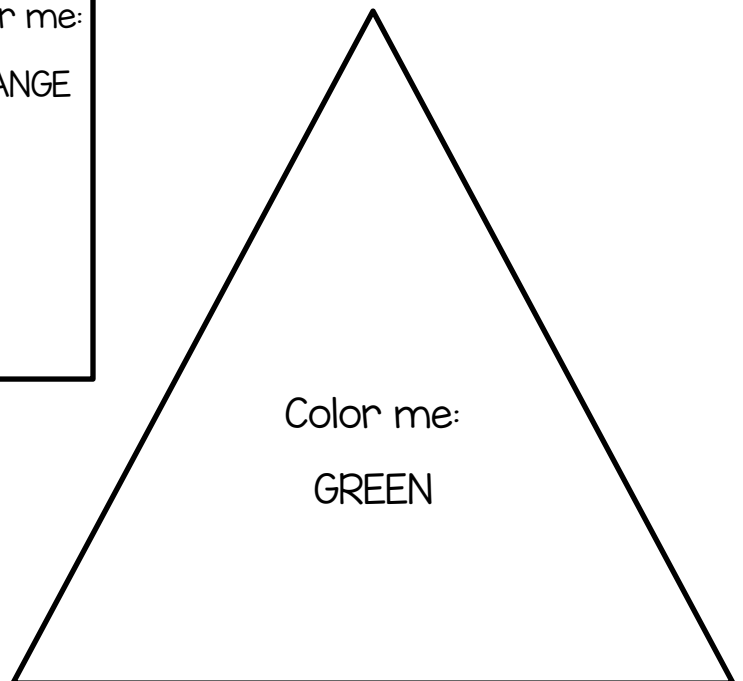

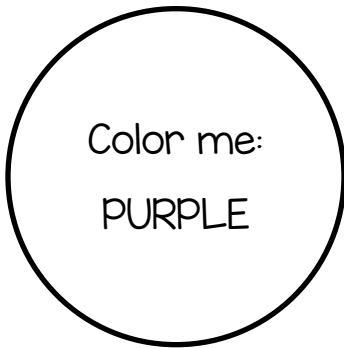
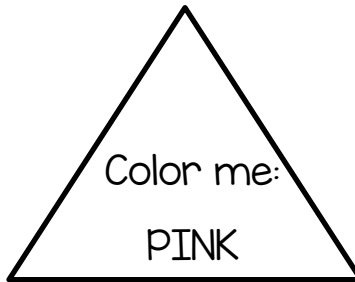
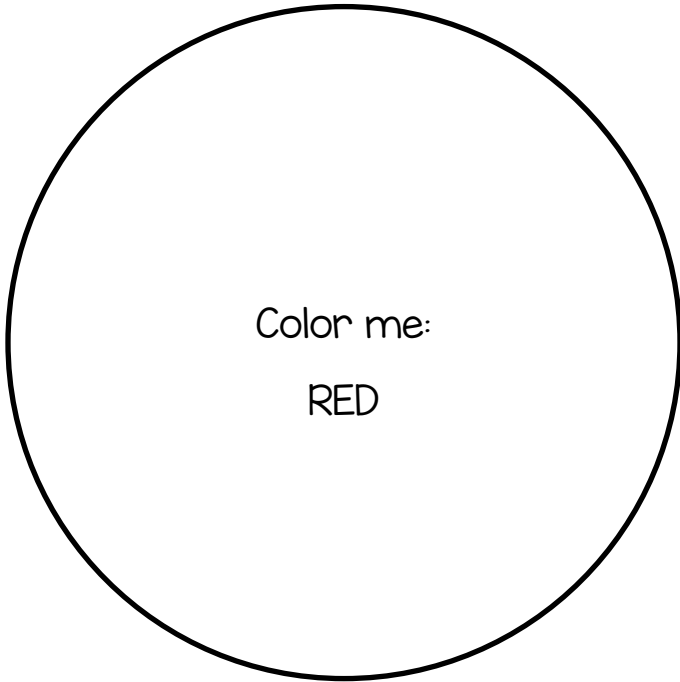
8

9

10


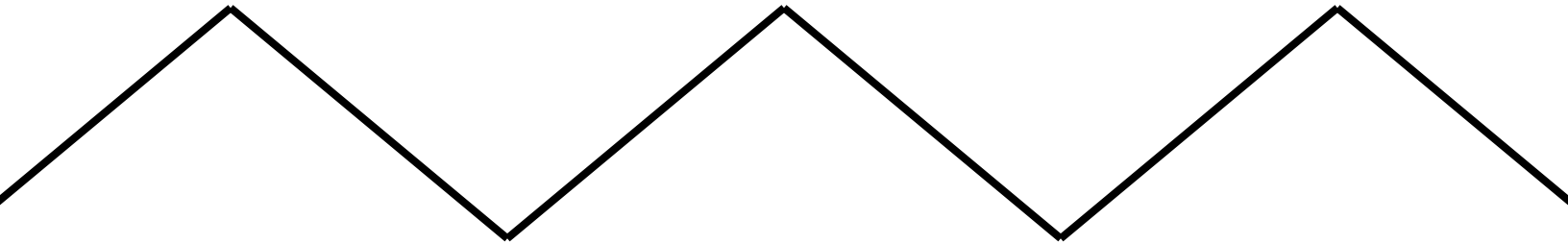

ACTIVITY PAGES!

Name the shapes and color them the correct color.
Remember to stay in the lines.



ACTIVITY PAGES!

Practice cutting along the lines and remember "thumbs up"
when holding your scissors.



AT HOME RESOURCES!

This is a list of other resources you can use at home to help prepare your child for Kindergarten:

ONLINE:

- www.starfall.com
- www.pbskids.org
- www.getreadytoread.com
- www.abcmouse.com

TV or DVD:

- Leap Frog's DVD: Letter Factory
- SuperWhy! (Can watch on PBS or online).